

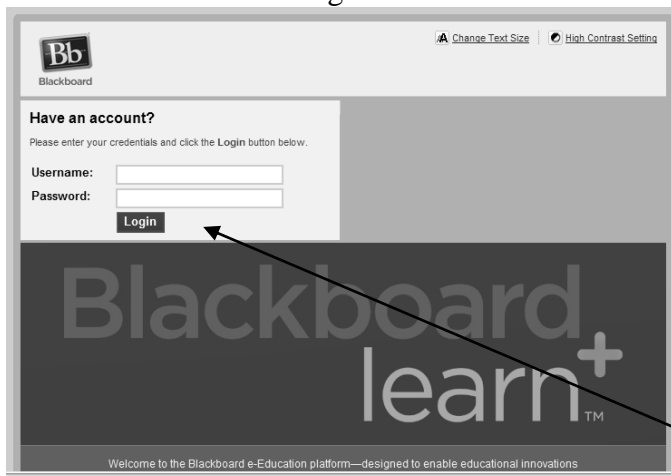
## ***Using Blackboard***

Blackboard is a course content management system. This is where Mott Faculty place their supplemental course materials and where students access their on-line courses. All computers come with Internet Explorer installed, and we recommend you use this browser to access the Blackboard system. To do all of the following, you must be at a computer that is connected to the Internet – either at home or on campus.

To access Blackboard, enter the following in the address field <http://blackboard.mcc.edu> and press Enter. You should get the following screen:

If you entered **[www.blackboard.mcc.edu](http://www.blackboard.mcc.edu)**, you will not get to this page.

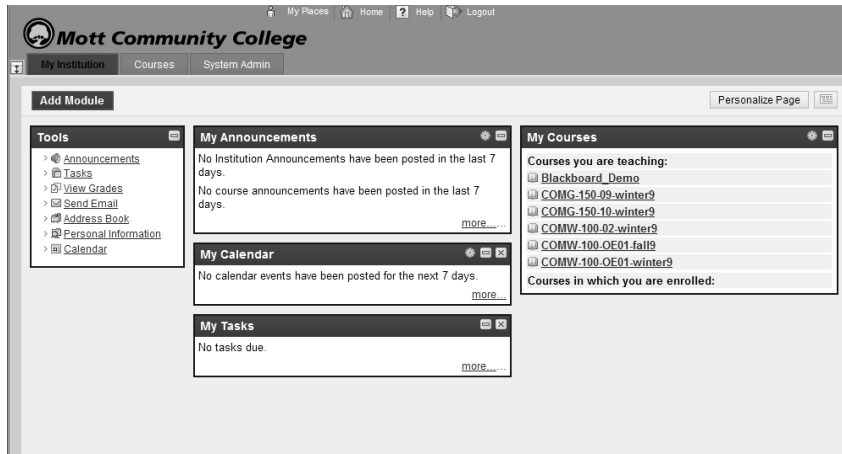
If you need to obtain your Blackboard student account, refer to the flyer “How Do I Get My MCC Student Email / Login Account”.



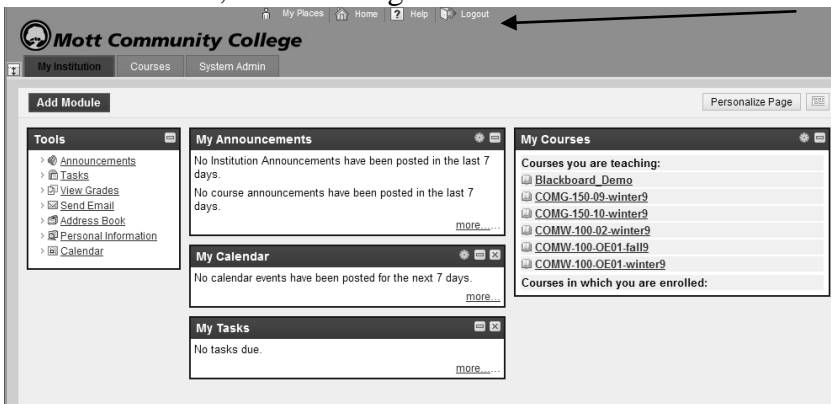
Here, enter your Username and Password then click the Login button.

If you have successfully logged into Blackboard, you should see a similar screen to the one below. The courses you are currently enrolled in will be listed here:





Once you are done working in Blackboard, it is VERY IMPORTANT that you log out of the system, particularly if you are working on a computer that many other people will use. To log out of Blackboard, click the Logout icon as indicated below.



If you have any questions or cannot access Blackboard, please call Information Technology Services at 810-767-4357 (767-HELP)

